

# TURF TEAM LANDSCAPING CATALOGUE



**TURF TEAM**  
Landscaping & Artificial Turf Solutions



# TABLE OF CONTENTS

**HOW WILL YOU BE USING YOUR TURF?**

**WHAT TYPE OF INFILL SHOULD I USE?**

**HOW DO WE TRANSITION INTO THE GARDEN BEDS?**

**DO WE NEED TO ADD STEPPING STONES?**

**WHAT ARE MY OPTIONS FOR THE PUTTING GREEN?**

**PUTTING GREEN UPGRADES**

**FINISHING TOUCHES**

**COMPLEMENTARY WORK THAT WE CAN SUB-  
CONTRACT**



# DIFFERENT TURF FOR DIFFERENT APPLICATIONS:

With literally hundreds of different turf options to choose from, it can seem overwhelming to pick the winner! This guide will simplify the decision and guarantee you pick the right type of turf...

Your Most Important Criteria:	Expert Recommendation:
Soft Feel for the kids or walking in bare feet	Prime Fescue, Select Fescue
Looks like real grass	Prime Fescue, Ultra Luxury, Bermuda Blend
Highest Quality turf on the market	Ultra Luxury
Best "Bang for your buck"	Select Fescue
Easy to clean	Bermuda Blend
Needs to be very dog-friendly	Pet Flow Pro
Super high foot-traffic area	Bermuda Blend
Lowest possible price	Annual Rye
Putting surface for recreational golfers	NP 45
Putting surface for higher-level golfers	NP 50

Any samples that are relevant for your application will be presented for you during the on-site consultation. If it helps, we can often set you up to view one of our finished projects with the type of turf that you are considering.



Kentucky Blue Plus: on the high end of the price spectrum, it's not in everyone's budget, but this is one of the best products money can buy!



Prime Fescue: the crowd favourite for its soft feel, realistic appearance and mid-price point

# INFILL OPTIONS:

First of all, what is infill and why do I need it in my turf? Infill is what allows your turf to withstand regular foot traffic, and in some cases, it's what prevents the turf from smelling like dog urine!

Essentially, it gets brushed into the grass blades and holds them standing upright, which improves the aesthetics and lifespan of your turf.

**USGreentech**

## Mineral Infill Product Comparison



Features	Zeolite	Raw Angular Sand	envirofill
Angular, Dusty, Porous	YES	YES	NO
Smooth, Round, Hard shell	NO	NO	YES
Abrasion Index Propensity to abrade turf fibers	MEDIUM TO LOW	MEDIUM TO LOW	LOW
Compacts over time	YES	YES	NO
Blends with color of turf	NO	NO	YES
Absorbent	YES Absorbs 1% of its weight	YES Natural Pores	NO Sheds liquids, promotes better drainage through your turf system
Anti-Microbial Properties	NO	NO	YES Permanent Microban® Anti-microbial Technology; Fights against growth of bacteria, mold and mildew
Maintenance Requirements	MEDIUM TO HIGH Over Life of Product, especially in Pet/Sport Applications	LOW	LOW
Reusable	NO	NO	YES
Life-Cycle Costs	MEDIUM	LOW	LOW
Application Versatility	MEDIUM	MEDIUM	HIGH
Health and Safety	GOOD	GOOD (Silica Dust)	EXCELLENT Prop 65 Exempt; No silica dust, No Leaching/Off Gassing; Inert
Sizes	MULTIPLE	MANY	4
Availability	Depends on Supplier	EXCELLENT	EXCELLENT
Drainage	LOW (Absorbs and compacts overtime)	MEDIUM (Retains moisture and compacts overtime)	EXCELLENT (Will not absorb, will not compact)
Warranty	0-5 Years	No Warranty	16 Years
Breaks Down Over Time	YES	NO	NO

Infill Type	Lawns	Pets	Putting Greens/Bocce/Tennis	Playgrounds	Sports/Rec Fields
Envirofill®	✓	✓	✓	✓	✓
Zeolite	✓	✓	NO	NO	NO
Raw Angular Sand	✓	NO	NO	NO	NO

0418

For more information visit [www.USGreentech.com](http://www.USGreentech.com) or call (800) 548-0402




Infill Type:	Pros:	Cons:
Silica Sand	Cheapest of the 3 options, totally gets the job done	Not suitable for young children or pets
Zeolite	Deodorizer for dogs, made from organic material	Over double the price of silica sand
Envirofill	Best for children and heavy foot traffic play areas	Most costly option at ~\$1.70/sq ft




# GARDEN EDGING OPTIONS:

When Artificial grass is installed up against a garden bed, we need some kind of border to keep the soil out. Without it, weeds will grow around the edges over time, and the edging also provides a very clean finish aesthetically. Here are the options that we can install during your project:




**Option 1  
Pro Edge**  
~\$2.40/Linear Ft



~\$2.40/Linear Ft



**Option 2  
Basalt Garden Wall  
(2 Stack)**  
~\$25/Linear Ft



~\$25/Linear Ft




**Option 3  
"Curb-ease"  
Custom Edging**  
~\$30-\$40/Linear Ft with minimum of 100 ft



# STEPPING STONE OPTIONS:

Stepping stones are recommended for pathways that will receive regular foot traffic. Not only do they add to the aesthetic, but they reduce the wear pattern of your turf. People commonly use these to create a pathway out to their garage, but there are tons of other applications!



**Option 1**  
**2x2' Slabs:**

Classic, clean and cost-effective!  
Ranging ~\$50-\$70 each (installed)



**Option 2**  
**Kendo Slabs:**

These are our favourite to install, because they don't have to be perfectly aligned! Because there is less labour involved, the savings are passed on to you...

Ranging ~\$30-\$50 each (installed)



**Option 3**  
**Concrete Slabs and Driveway Strips:**



\*turf team does not install concrete, however we have subcontractors that can, or we can install turf between any gaps in your concrete

\*Please contact for pricing on concrete strips





# PUTTING GREEN OPTIONS:

Whether you're looking to bring Augusta National into your backyard or just a basic green, we know how to make the most of any budget! Every single Turf Team putting green is custom-built for your yard to match your preferences. Slope, shape, green speed, cup placement and chipping areas are all fully customizable.

.....

What qualifies me to design/install your green?

- Currently +0.5 handicap with Golf Canada
  - Competed on the UBC varsity golf team
  - Qualified as an alternate for the US Amateur
  - Career low round: 62 (Marine Drive Golf Club)
  - Over 90 greens installed
- .....



## Option 1 "The Beginners Green":

From \$5K+ (generally about ~\$25/square foot installed assuming an area of 150-400 sq ft with 3 holes)

This type of green is perfect for all levels of golfers, where we want to make the most out of a small space!




## Option 2 "The Player's Green":

From \$8K+ (generally ~\$25/square foot installed assuming an area of 300-600 sq ft).

This green uses a special kind of turf that hold chip shots very well. Includes 3-4 holes and one "mini cup").

# PUTTING GREEN OPTIONS CONTINUED....



## **Option 3** **"The PGA Premium Green":**

From \$15K+ (generally ~\$30/sq ft installed assuming an area of 500+ sq ft, includes foam shock pad, 2 cuts of grass around the green, 4+ holes and one "mini cup"). I have received special training from the lead installer who has constructed greens for Tiger Woods, Paul Casey, Mark O'Meara and several other tour pros. Both the aesthetics and performance of these greens are as realistic as it gets!



# PUTTING GREEN UPGRADES:

This is recommended if you intend to hit longer chip shots into the green, so it will protect the base layer from damage



**Shock Absorption Pad:**

Budget for ~\$2/sq ft installed



**Custom Flags:**

Inquiry about pricing



**White Turf bunker (with underlay foam padding):**

Generally ~\$1200 per bunker



**Real Sand:**

Or if you have the space, we can do real sand!



# FINISHING TOUCHES:



**Landscape Lighting:**

[Inquiry for Pricing](#)



**River rock and Decorative Stones/Pebbles:**

[Inquiry for Pricing](#)



**Low maintenance Plants:**

[Inquiry about pricing](#)



**Backyard Driving Range:**

[Inquiry about pricing](#)




# COMPLIMENTARY WORK THAT WE SUB-CONTRACT:




**Complimentary Work that we subcontract**

Top of the line indoor putting technology used by Tiger Woods, John Rahm, and many others.  
From ~\$20K-\$50K



**Golf Simulators:**

From ~\$60K-\$100K



**Paving Stone Patios:**

From ~\$20-\$26 per square foot installed



**Composite Decks:**

From ~\$30-\$45 per square foot installed



**Water Features or Ponds:**

From ~\$1K-\$50K



# TURF TEAM LANDSCAPING CATALOGUE



For any specific questions that were not covered in this guide, please contact us and a helpful human being (not a robot), will get back to you ASAP.

Email: [info@turfteamlandscaping.com](mailto:info@turfteamlandscaping.com)

Phone: 604-366-8337

Instagram: [@turf\\_team](https://www.instagram.com/turf_team)

Website: <https://www.turfteamlandscaping.com/>



**TURF TEAM**